

# 2019 Point In Time Count

January 30<sup>th</sup> 2019

1,965 people experienced homelessness in the cities of Detroit, Hamtramck, and Highland Park

11%  
from  
2018

1399 were single adults (71%) 290 were Veterans (15%)

10%

565 were in households with children (29%) 209 had a substance use disorder (11%)

11%

373 were age 17 and under (19%) 344 had a serious mental illness (18%)

13%

280 were chronically homeless (14%) 127 were fleeing domestic violence (6%)

28%



HOMELESS ACTION NETWORK OF DETROIT

# PIT Counts 2010-2019



Count Date	Emergency Shelter Count	Transitional Housing Count	Safe Haven Count	Unsheltered Count	Total Persons
1/30/2019	1333	517	29	86	1965
1/31/2018	1035	536	40	158	1769
1/25/2017	1169	668	21	220	2078
1/27/2016	1182	939	21	193	2335
1/28/2015	1312	1112	22	151	2597
1/29/2014	1332	1120	21	N/A	2473
1/29/2013	1348	1138	21	282	2789
1/25/2012	1631	1110	21	N/A	2762
1/26/2011	1646	1119	20	353	3138
1/29/2010	1640	893	17	N/A	2550

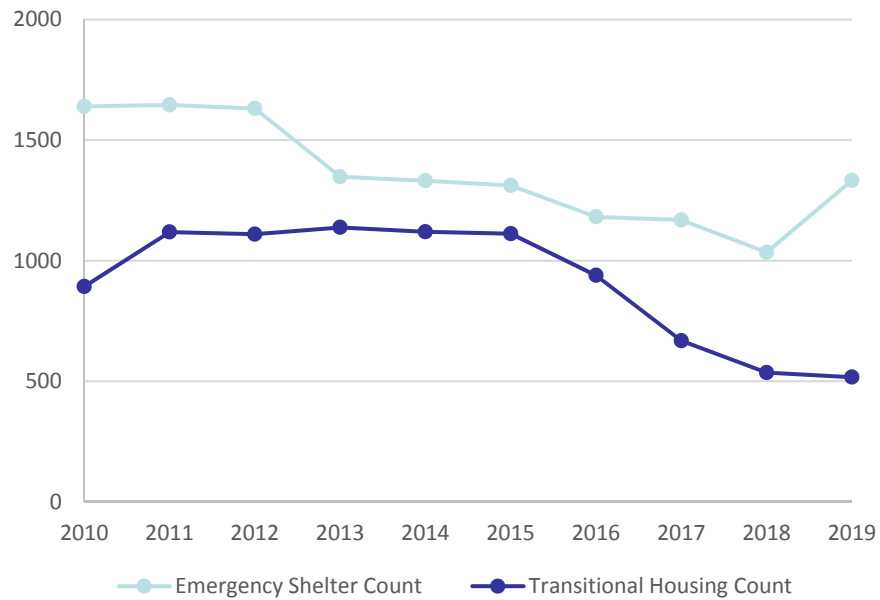
\*\*Unsheltered PIT Counts were not conducted in 2010, 2012, or 2014



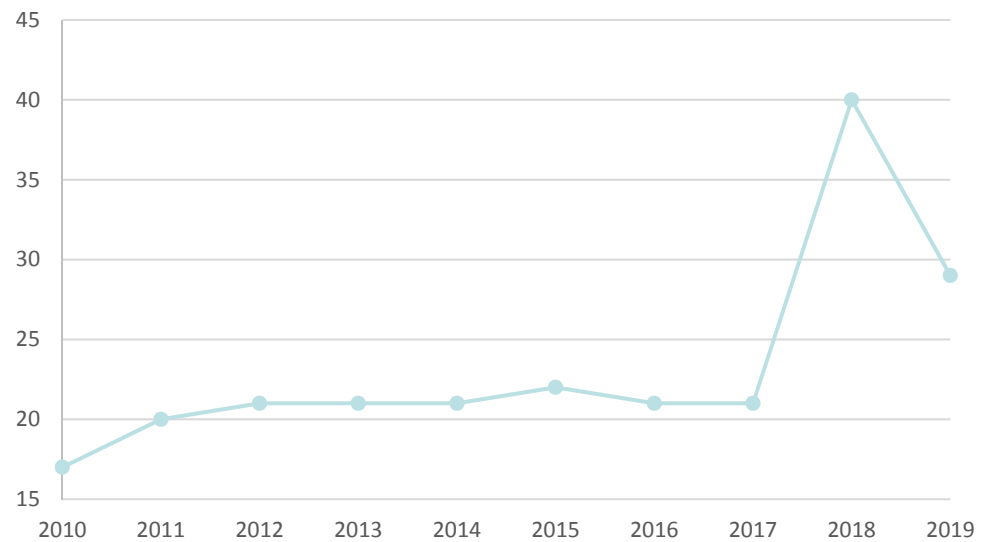
# Sheltered PIT Count Trends



### ES and TH PIT Counts



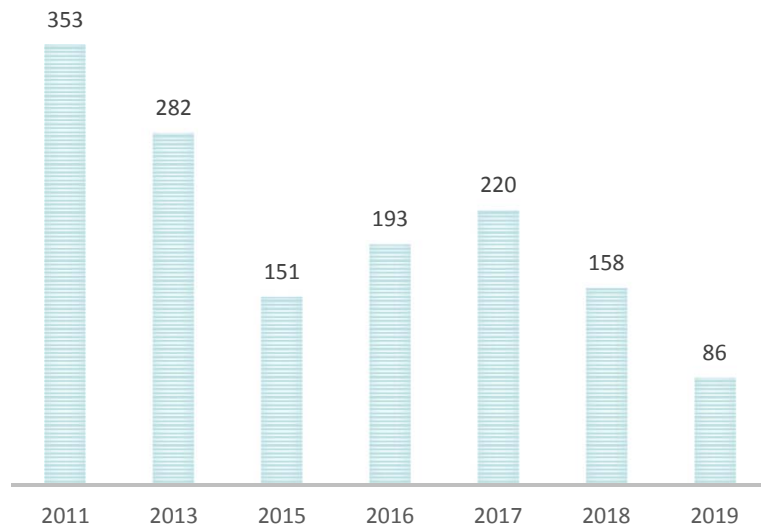
### Safe Haven PIT Count



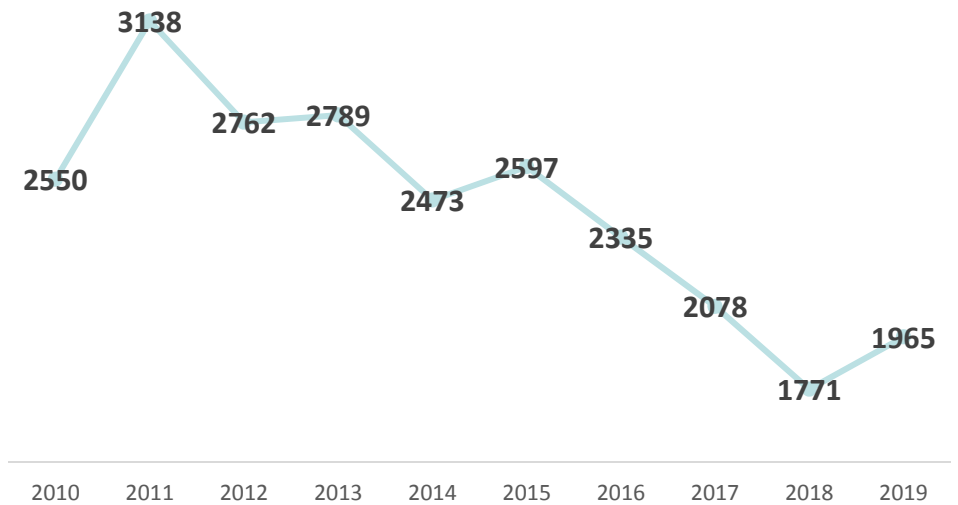
# PIT Count Trends



## UNSHELTERED PIT COUNTS



## TOTAL PIT COUNTS



# PIT Count Analysis



- The overall count increased by 196 people or 11% in 2019
  - Unsheltered persons represented 4% of the total count
  - Sheltered persons represented 96% of the total count
- Unsheltered count decreased by 72 people
- Sheltered count increased by 268 people



# Sheltered Count Analysis



## Weather

- As polar vortex weather pattern approached, coordinated effort engaged people on the streets to connect them to shelter resources
- Several non-traditional facilities opened their doors to get people off the streets

## Emergency Shelters

- 3 programs closed that sheltered 15 people PIT 2018
- 5 seasonal programs opened that sheltered 261 people PIT 2019

## Safe Havens

- 1 program closed that sheltered 9 people PIT 2018

## Transitional Housing

- 7 programs closed that sheltered 76 people PIT 2018
- 2 programs opened that sheltered 43 people PIT 2019



# Unsheltered Count Analysis



## Weather

- As a polar vortex weather pattern approached, a coordinated effort of city street outreach teams engaged people on the streets to connect them to shelter resources
- Several non-traditional facilities opened their doors to get people off the streets

## Increased seasonal emergency shelter capacity

- 5 seasonal programs opened that sheltered 261 people PIT 2019

