

## FY2018 CoC Awards Analysis

April 1, 2019

On February 6, 2019, HUD made final funding announcements on the FY2018 CoC competition. This report provides an analysis of those awards, trends in funding, and notes for the upcoming FY2019 CoC competition.

### FY2018 Awards

The Detroit CoC was awarded a total of just under \$27 million in CoC funding in the FY2018 competition in both renewal and new projects, as shown in the table below. See the end of this document for a full list of all agencies and projects that were submitted for funding.

Project Type	Renewal	New	Total FY18 Funding
PSH	17,662,803	334,817	17,997,620
RRH	3,010,382	275,526	3,285,908
TH	2,245,558	-	2,245,558
TH-RRH	N/A	910,646	910,646
CE-SSO	1,652,827	154,052	1,806,879
HMIS	290,233	100,000	390,233
CoC Planning	N/A	285,000	285,000
<b>TOTAL</b>	<b>24,861,803</b>	<b>2,060,041</b>	<b>26,921,844</b>

### New FY18 Project Funding

In FY2018, the CoC was awarded just over \$2 million in new funding. This new project funding will provide the following:

- 18 new units of PSH for single adults
- 14 new units of RRH for singles & families
- 8 beds of TH and 20 units of RRH for persons fleeing domestic violence/trafficking
- Expansion of HMIS
- Expansion of CE (CAM) staffing
- Continued funding for CoC Lead Agency and expanded funding for CoC-wide training opportunities

### Projects Submitted but Not Funded in FY2018

- The projects not selected for funding in FY18 were three new Permanent Housing Bonus projects that had been placed at the bottom of Tier 2. These projects totaled \$1.1 million and would have provided 50 new units of PSH and 33 new units of RRH.

### Tier 2 Projects Funded in FY2018

- All renewal projects in Tier 2 were funded (\$2.3 million)
- The first ranked PHB project in Tier 2 was funded (\$275K)
- As noted above, the final three new PHB projects at the bottom of Tier 2 were not selected

### Reallocation in FY2018

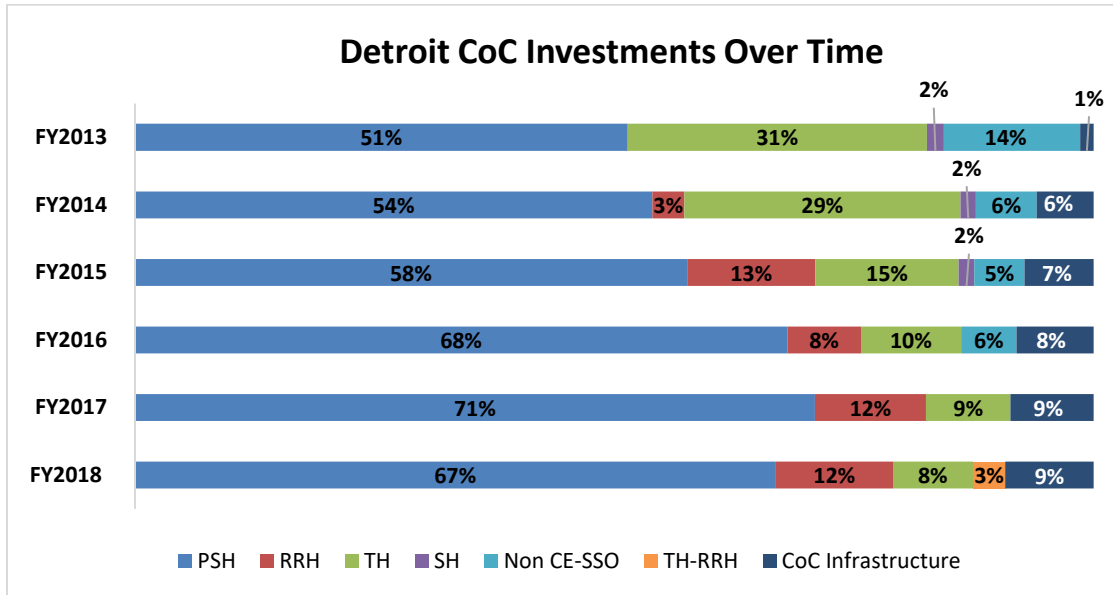
Reallocation is the process by which a project's budget is reduced in part or in whole, with the remaining funds used to fund new projects. In the FY2018 competition, one project was reallocated when the agency voluntarily relinquished its grant. The funds from that project were used to fund the following new projects:

- New HMIS

- New CE-SSO
- Part of new PSH (the project was funded with a combination of reallocated funds and Permanent Housing Bonus funds)

### CoC Funding Trends

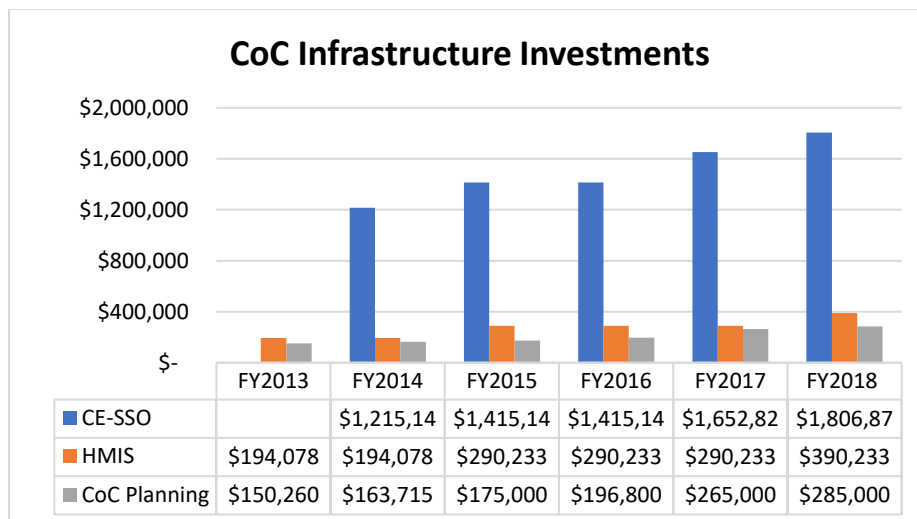
This chart shows trends in how CoC funding has been allocated by project type and by the number/type of beds funded. As can be seen, the CoC has typically been trending towards increasing funding for PSH and RRH projects. The FY2018 competition saw a first-time award for a new joint component TH-RRH project type.



\*CoC infrastructure means HMIS grants, Coordinated Entry grants, and CoC planning grant

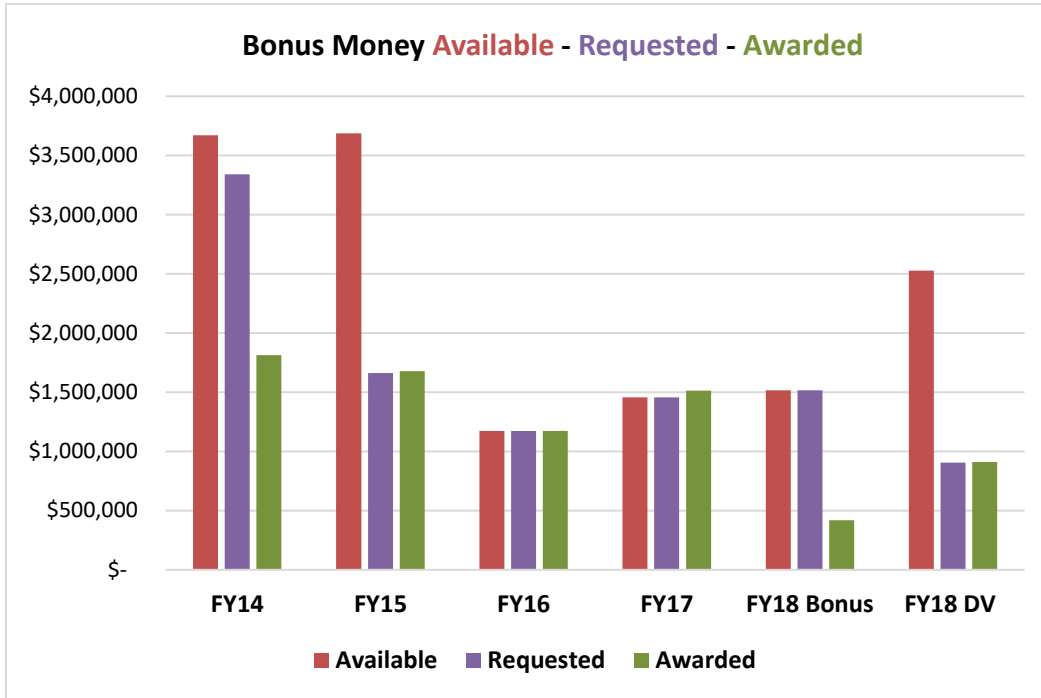
### CoC Infrastructure Investments

This chart shows the amounts of funding the CoC has invested over the years into the CoC infrastructure projects. The CoC infrastructure projects include grants for Coordinated Entry (CE-SSO), dedicated HMIS grants, and CoC Planning grants. As can be seen, most of the infrastructure funding is allocated to Coordinated Entry, which supports the CAM lead agency and implementing partners.



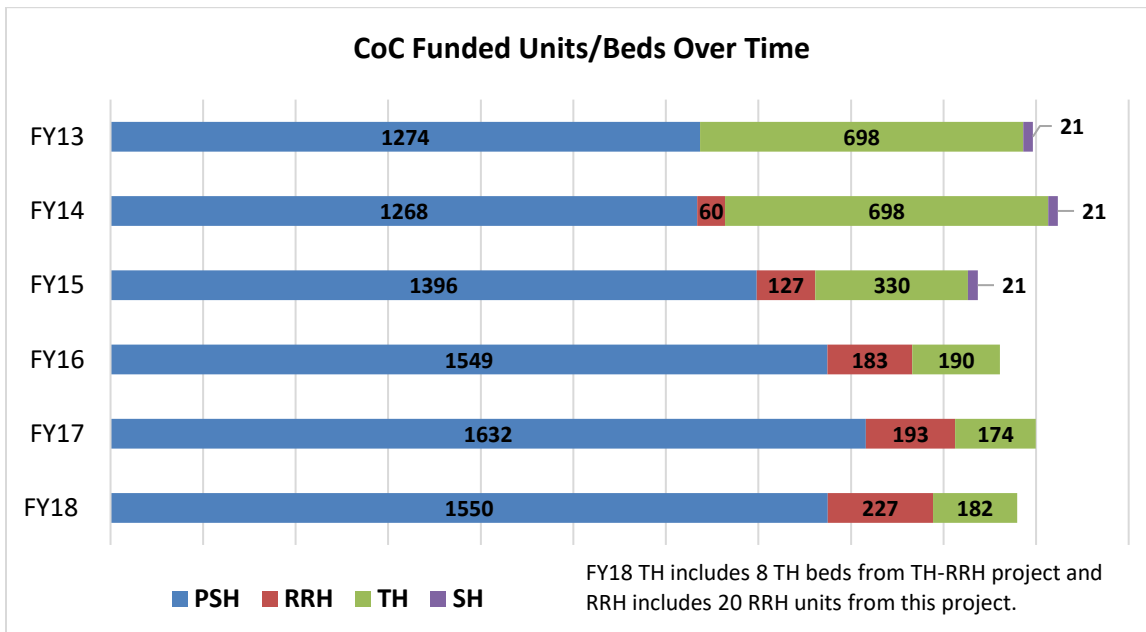
**Bonus Funding Trends**

The chart below shows trends in the amount of Bonus (new) project funding that has been available, requested, and awarded over the years. In the most recent (FY18) competition, the CoC was not awarded all the Bonus funding applied for, as noted above regarding the three new projects in Tier 2 that were not funded. Additionally, in FY18 the CoC was unable to apply to all the available Domestic Violence (DV) bonus funding, due to limitations on the number and types of projects that could be applied for.



**Trends in CoC Funded Units/Beds**

The CoC has generally seen an increase in the number of PSH and RRH units being funded by CoC dollars. The decrease in PSH units from FY17 to FY18 is due to PSH grants that were voluntarily relinquished.



### Looking Ahead to FY2019

As the CoC prepares for the FY2019 CoC competition, the following are noted:

- CoC board will be considering:
  - Strategies to increase the number of new beds/units
  - Agency capacity when reviewing project applications
- All projects evaluated/ranked based on performance
- An early May NOFA release is anticipated
- Policies for renewal projects released for public comment in March

### Project Type Acronyms

Project Type	
<b>PSH</b>	Permanent Supportive Housing
<b>RRH</b>	Rapid Rehousing
<b>TH</b>	Transitional Housing
<b>TH-RRH</b>	Transitional Housing-Rapid Rehousing Joint Component
<b>CE-SSO</b>	Coordinated Entry Supportive Services Only
<b>HMIS</b>	Homeless Management Information System
<b>CoC Planning</b>	CoC Planning

**Detroit CoC FY2018 New and Renewal Project Awards**

	<b>Applicant Name</b>	<b>Project Name</b>	<b>Project Component</b>	<b>Amount Awarded</b>	<b>Overall % earned on application</b>	<b>Tie-breaker: 2A</b>	<b>Tie-breaker: 2B</b>	<b># of beds/units funded</b>	<b>Target Population</b>
<b>TIER 1 PROJECTS</b>									
<b>RANKING POLICY #1: Renewal CoC Infrastructure</b>									
1	Homeless Action Network of Detroit	Homeless Management Information System	HMIS	194,078	94%			N/A	N/A
2	Homeless Action Network of Detroit	Expansion HMIS	HMIS	96,155	94%			N/A	N/A
C3	<i>Southwest Counseling Solutions</i>	<i>CONSOLIDATED COORDINATED ENTRY<sup>1</sup></i>	<i>CE-SSO</i>	<i>959,341</i>				N/A	N/A
<b>RANKING POLICY #2: New Reallocation Projects</b>									
5	Community & Home Supports	Perm Community Home Support II Expansion	PSH	334,817	89.3%			18	Singles
6	Community & Home Supports	Coord. Assmn't & Navigation Expansion	CE-SSO	154,052	91.6%			N/A	N/A
7	Homeless Action Network of Detroit	New HMIS Expansion FY2018	HMIS	100,000	96.2%			N/A	N/A
<b>RANKING POLICY #3: First &amp; Second Time Renewal That Have Not Completed a Full Calendar Year of Operations</b>									
8	Community & Home Supports	Permanent Community Home Support II	PSH	589,224	100%			42	Singles & Families
9	Neighborhood Legal Services Michigan	Project Hope II	PSH	763,203	96%			45	Singles & Families
10	Cass Community Social Services	Travis Permanent Supportive Housing	PSH	390,695	95%			17	Singles
11	Alternatives For Girls	Detroit Youth Collaborative RRH Initiative	RRH	278,557	93%			20	Youth
12	Community & Home Supports	Coordinated Assessment & Navigation Project	CE-SSO	693,486	100%			N/A	N/A
<b>RANKING POLICY #4: Renewal Permanent Supportive Housing</b>									
15	Community & Home Supports	Permanent Community Home Support	PSH	534,080	100%	100%		35	Singles & Families
16	Detroit Wayne Mental Health Authority	Shelter Plus Care - Detroit Central City	PSH	346,099	100%	98%		32	Singles & Families
17	Cass Community Social Services	Webb Street Permanent Supportive Housing	PSH	219,752	98%	100%	100%	13	Singles
18	Cass Community Social Services	Cass Apartments Permanent Supportive Housing	PSH	352,682	98%	100%	99%	50	Singles
19	Coalition On Temporary Shelter	Buersmeyer Manor	PSH	146,247	96%			10	Families
20	Travelers Aid Society of Metro Detroit	BEIT	PSH	974,600	95%	99%		56	Singles & Families
21	Mich Dept of Health and Human Services	PSH Detroit Renewal 2018	PSH	2,611,680	95%	98%		234	Singles & Families
22	Detroit Wayne Mental Health Authority	SHP - DCI/COTS Omega	PSH	505,158	93%			30	Singles & Families
23	Travelers Aid Society of Metropolitan Detroit	Infinity	PSH	1,054,360	92%	100%		50	Families
24	Cass Community Social Services	Scott Permanent Supportive Housing	PSH	209,980	92%	90%		15	Singles
C25	<i>Southwest Counseling Solutions</i>	<i>CONSOLIDATED RENTAL ASSISTANCE<sup>2</sup></i>	<i>PSH</i>	<i>1,189,402</i>				125	Singles & Families
26	Neighborhood Service Organization	NSO/COTS 2018	PSH	109,392	89%	100%		12	Singles
28	Southwest Housing Solutions	Wilshire FY 2018	PSH	142,494	89%	93%		14	Singles
29	Central City Integrated Health (DCCCMH)	Leasing Project FY18	PSH	641,879	88%	96%		48	Singles
C30	<i>Southwest Counseling Solutions</i>	<i>CONSOLIDATED LEASING PROJECT<sup>3</sup></i>	<i>PSH</i>	<i>923,906</i>				69	Singles & Families

**Detroit CoC FY2018 New and Renewal Project Awards**

	<b>Applicant Name</b>	<b>Project Name</b>	<b>Project Component</b>	<b>Amount Awarded</b>	<b>Overall % earned on application</b>	<b>Tie-breaker: 2A</b>	<b>Tie-breaker: 2B</b>	<b># of beds/units funded</b>	<b>Target Population</b>
C31	Detroit Rescue Mission Ministries	CONSOLIDATED CORNERSTONE PSH <sup>4</sup>	PSH	1,339,762				123	Primarily Singles, Limited Families
33	Coalition On Temporary Shelter	Pathways	PSH	776,914	86%			48	Families
34	Central City Integrated Health (DCCCMH)	FY 2018 CoC PSH Program	PSH	1,132,727	85%			96	Singles
35	Neighborhood Legal Services Michigan	Project Hope	PSH	559,107	84%			60	Singles & Families
36	Detroit Wayne Mental Health Authority	S+C Southwest Solutions Matrix	PSH	46,421	83%			5	Singles
38	Neighborhood Service Organization	Bell Supportive Housing Project	PSH	554,081	82%	97%	94%	155	Singles
39	Neighborhood Service Organization	Supportive Housing Program	PSH	363,482	82%	95%	99%	30	Singles
40	Neighborhood Service Organization	FUSE 2018	PSH	231,918	82%	95%	94%	25	Singles
43	Detroit Wayne Mental Health Authority	Shelter Plus Care - Southwest - 0110	PSH	257,020	77%			24	Singles & Families
44	Detroit Wayne Mental Health Authority	SHP Detroit Central City (CCH)	PSH	447,436	76%			37	Singles & Families
45	Mariners Inn	Extended Residency Perm. Housing	PSH	249,102	73%			32	Singles
<b>RANKING POLICY #5: Domestic Violence Bonus Project</b>									
46	Neighborhood Legal Services Michigan	Project First Step	TH-RRH	910,646	87.4%			8 TH, 20 RRH	Singles & Families fleeing DV
<b>RANKING POLICY #6: Renewal Rapid Rehousing</b>									
47	Neighborhood Legal Services Michigan	NLSM CARES	RRH	891,090	97%	100%		56	Singles & Families
48	Neighborhood Legal Services Michigan	Project Permanency One	RRH	1,151,094	97%	99%		71	Singles & Families
49	Neighborhood Service Organization	NSO RRH	RRH	302,506	70%			21	Singles
50	Southwest Counseling Solutions	CAM Rapid ReHousing Project <sup>5</sup>	RRH	387,135	62% <sup>6</sup>			25	Singles & Families
<b>Tier 1 Limit: \$23,355,311</b>									
<b>TIER 2 PROJECTS</b>									
<b>RANKING POLICY #7: Renewal Transitional Housing</b>									
51	Detroit Rescue Mission Ministries	Genesis House I / Teen Moms	TH	414,457	93%	92%		24	Teen Moms
52	Catholic Social Services of Wayne County	Teen Infant Parenting Services Program	TH	362,392	93%	91%		16	Teen Moms
53	Detroit Rescue Mission Ministries	Genesis House II	TH	1,077,868	88%			82	Singles & Families
54	Freedom House	New Beginnings/New American Homeless	TH	390,841	67% <sup>6</sup>			52	Asslyum Seekers

**Detroit CoC FY2018 New and Renewal Project Awards**

	<b>Applicant Name</b>	<b>Project Name</b>	<b>Project Component</b>	<b>Amount Awarded</b>	<b>Overall % earned on application</b>	<b>Tie-breaker: 2A</b>	<b>Tie-breaker: 2B</b>	<b># of beds/units funded</b>	<b>Target Population</b>
<b>RANKING POLICY #8: New Permanent Housing Bonus</b>									
55	Neighborhood Legal Services Michigan	Project Cares Expansion	RRH	275,526	85.3%			14	Singles & Families
56	Central City Integrated Health (DCCCHM)	SHP Expansion	PSH	Not selected by HUD for funding	81.7%				
57	Travelers Aid Society Metro Detroit	BEIT Expansion	PSH	Not selected by HUD for funding	81.4%				
58	United Community Housing Coalition	New RRH	RRH	Not selected by HUD for funding	70.6%				
<b>TOTAL PROJECTS APPLIED FOR AND AWARDED</b>				<b>26,636,844</b>					

CoC Planning (not included in ranking list)		<b>Amount Awarded</b>
HAND: CoC Planning	Planning	285,000

**GRANT TOTAL FY2018 CoC AWARDS 26,921,844**

**Notes**

- 1) The SW Consolidated CE-SSO project (ranked C3) includes four individual CE-SSO projects that will now be consolidated into one project
- 2) The SW Consolidated Rental Assistance project (ranked C25) includes three individual rental assistance projects that will now be consolidated into one project
- 3) The SW Consolidated Leasing Assistance project (ranked C30) includes two individual leasing assistance projects that will now be consolidated into one project
- 4) The DRMM Cornerstone Consolidated PSH project (ranked C31) includes three individual PSH projects that will now be consolidated into one project
- 5) Project #50 straddled the Tier 1/Tier 2 funding line. The project was fully funded and received an increase in funding for changes in FMR. The full amount requested and awarded is given.
- 6) These renewal projects were granted a waiver of the 70% threshold requirement for renewal projects